

## WHY EXTRUDE WITH WAKEFIELD?

Backed by over 60 years of industry expertise and state-of-the-art facilities in both the **Northeast and Midwest**, Wakefield Extrusion provides a full suite of services including engineering and design, die creation, extrusion, fabrication, finishing, final assembly, and seamless delivery.



**Pelham, NH**



50,000 Sq. Feet  
ISO 9001:2015  
ITAR Registered



**Withee, WI**



70,000 Sq. Feet  
ISO 9001:2015  
ITAR Registered



## OUR CAPABILITIES

With over 120,000 square footage of manufacturing, Wakefield Extrusion has 53 million pounds of annual capacity. Below are the capabilities of our ITAR registered facilities.

### EQUIPMENT


- 4 Aluminum Extrusion Presses
  - 3000 Ton Extrusion Press, 9-Inch
  - 1800 Ton Extrusion Press, 7-Inch
  - 1800 Ton Extrusion Press, 8-Inch
  - 1650 Ton Extrusion Press, 7-Inch

### MANUFACTURING CAPABILITIES


- Cutting
- Punching
- Machining
- Assembly
- Finishing

### ALUMINUM ALLOYS

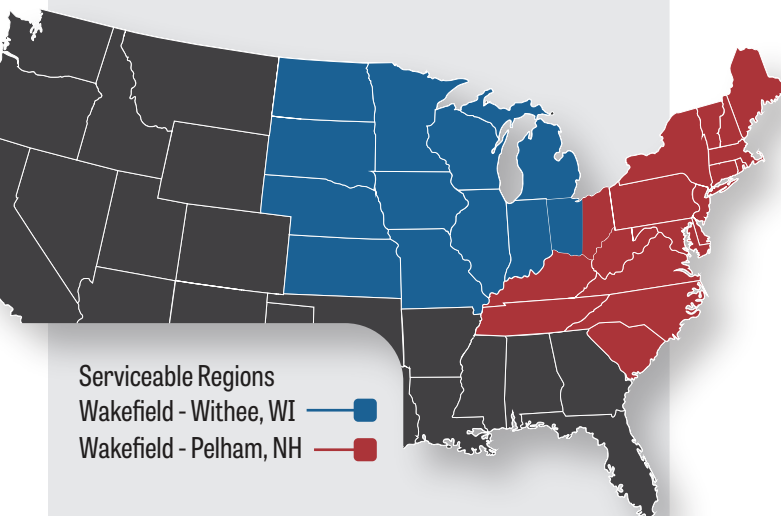
- 6005
- 6061
- 6063
- 6101
- 6105
- 6463
- Tempers: T4, T5, T6, T52



Serviceable Regions

Wakefield - Withee, WI 

Wakefield - Pelham, NH 




**Wakefield Extrusion** operates through two complementary facilities designed to give partners both flexibility and confidence. Withee, Wisconsin, focused on high-quality precision extrusion, and Pelham, New Hampshire, optimized for larger industrial profiles. Together, they offer the option to dual source when needed while still delivering the attentive, relationship-driven service of a smaller company backed by substantial capability. This structure ensures partners always have the right resources aligned to their project's scale, complexity, and quality requirements. **A full catalog of shapes is available upon request.**

## WITHEE, WISCONSIN

The Withee, Wisconsin extrusion facility emphasizes high-quality output supported by close, partnership-driven relationships. Customers receive direct access to decision-makers, ensuring quick responses and tailored solutions. It offers the feel of a “big fish in a little pond,” backed by the strength of a larger organization.

### EQUIPMENT

- 1800 Ton 8” Press
- 1650 Ton 7” Press
- Complex and tight tolerance extrusion capability
- Cutting
- Machining
- Punching
- Assembly



## PELHAM, NEW HAMPSHIRE

The Pelham, New Hampshire facility specializes in larger industrial extrusions while maintaining the same relationship-focused service. Pelham shines when handling bigger, more demanding extrusion work. It delivers small-company attentiveness with big-company capability and reliability.

### EQUIPMENT

- 3000 Ton 9” press
- 1800 Ton 7” press
- Cutting
- Machining
- Punching
- Automated Fabrication
- Assembly
- Material properties Testing Lab

