

FEATURES

- DESIGNED FOR HEAVY SHOCK AND VIBRATION.
- UNIFORM CLAMPING FORCE AND HIGH THERMAL TRANSFER.
- LOW PROFILE DESIGN ALLOWS FOR DECREASED SLOT PITCH.
- LIGHT WEIGHT = ASSEMBLY LENGTH X .083 OZ [2.35 G] OR [.92 G/CM]
- SPECIAL LENGTHS, FINISH, AND OTHER DESIGN OPTIONS AVAILABLE UPON REQUEST.

MATERIAL
 WEDGES: ALUMINUM 6061-T6.
 ALL OTHER HARDWARE: STAINLESS STEEL, PASSIVATED.

PARTS ARE SHIPPED AS COMPLETE ASSEMBLY EXCEPT FOR RIVET MOUNT OPTION (SEE SHEET 2)
 RECOMMENDED DRIVE SCREW TORQUE IS 4 IN-LBS (45 N-CM)

* CONTACT WAKEFIELD FOR COMPLETE HEATFRAME ASSEMBLY OR OTHER COMPONENT ITEMS

THIS DOCUMENT, IN ITS ENTIRETY, CONTAINS INFORMATION WHICH IS CONFIDENTIAL AND PROPRIETARY TO WAKEFIELD THERMAL. DOCUMENTS MARKED WITH PROPRIETARY ARE NOT TO BE USED, DUPLICATED OR DISCLOSED WITHOUT PRIOR WRITTEN PERMISSION OF AN OFFICER OR DULY AUTHORIZED REPRESENTATIVE OF WAKEFIELD THERMAL OR AS MAY BE PROVIDED IN A WRITTEN NON-DISCLOSURE AGREEMENT BETWEEN THE PARTIES.

CAD GENERATED DRAWING			
TOLERANCES UNLESS OTHERWISE SPECIFIED:	NAME	DATE	
X.XX ± 0.010"	DRAWN	TSF	10/1/2021
X.XXX ± 0.005"	CHECKED	.	.
ANGULAR ± 1°	ENG APPR.	.	10/1/2021
MACHINED SURFACES ⁶³ ✓	MFG APPR.	.	.
INTERPRET GEOMETRIC TOLERANCES PER: ASME Y14.5M-1994	Q.A.	.	.
MATERIAL:	SEE PART DETAIL	SIZE	DWG NO.
FINISH:	SEE FINISH TABLE	B	418B-DS
DO NOT SCALE DRAWING	CAGE CODE:	3E7U8	SCALE 1:1
MODEL_INFO: 418B-480SSX-00			REV 21A
			SHEET 1 OF 2

WAKEFIELD THERMAL
 2910 INDUSTRIAL DRIVE, RALEIGH, NC 27609

TITLE:
418B WEDGELOCK DATASHEET .180 X .240

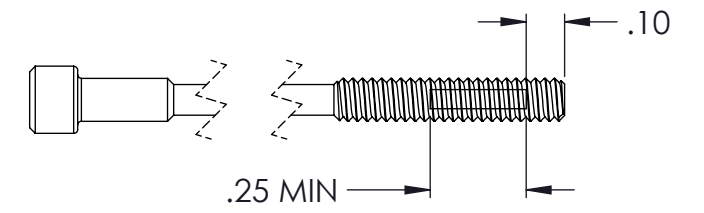
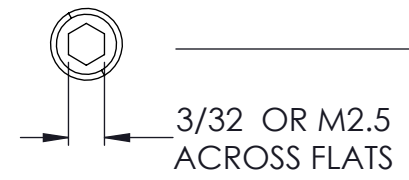
[LLL] LENGTH TABLE		
ASSY LENGTH [LLL]	[H] MTG X	[C] OPITON X/2
180	0.400	NA
230	0.700	0.350
280	0.900	0.450
330	1.400	0.700
380	1.900	0.950
430	2.400	1.200
480	2.900	1.450
530	3.400	1.700
580	3.900	1.950
OTHER LENGTHS AVAILABLE UPON REQUEST		

[H] MOUNTING TABLE	
DASH NO	DESCRIPTION
A	NO MOUNTING HOLES
\triangle R	ϕ 0.068/0.074 THRU \square ϕ .156 X ∇ .13 \checkmark ϕ 0.140 X 100°
T	#0-80 UNF-2B THREADS
S	#2-56 UNC-2B THREADS
U	M2 X 0.4 - 6H THREADS
M	M2.5 X 0.45 - 6H THREADS
THREAD DEPTH ~0.040" THRU	

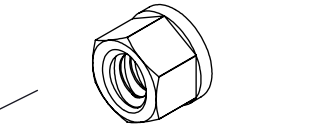
[F] FINISH TABLE	
DASH NO	DESCRIPTION
A	NO FINISH
G	CHROMATE PER MIL-DTL-5541, CLASS 1A, TYPE I (GOLD)
T	TRIVALENT CHROMATE PER MIL-DTL-5541, CLASS 1A, TYPE II (CLEAR), RoHS COMPLIANT
B	BLACK ANODIZE PER MIL-A-8625, TYPE II, CLASS 2
H	HARD BLACK ANODIZE PER MIL-A-8625, TYPE III, CLASS 2
D	HARD BLACK ANODIZE PER MIL-A-8625, TYPE III, CLASS 2 WITH DRY FILM LUBE PER MIL-L-46010
E	ELECTROLESS NICKEL PER MIL-C-26074, CLASS 4, GRADE B, BRIGHT
*N	NADCAP COMPLIANT (EX: 'BN' - BLACK ANODIZE, NADCAP)

EXAMPLE
 418B-480UMG-CP
 418B WEDGELOCK ASSEMBLY
 4.80" LENGTH, M2 MTG, M2.5 SOCKET HEAD, GOLD CHROMATE
 CENTER MTG HOLE, LOCK PATCH

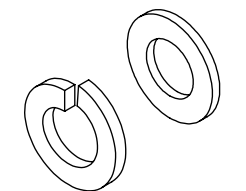
PART NUMBER CODE
 418B-[LLL][H][D][F]-[C][W][N][P]



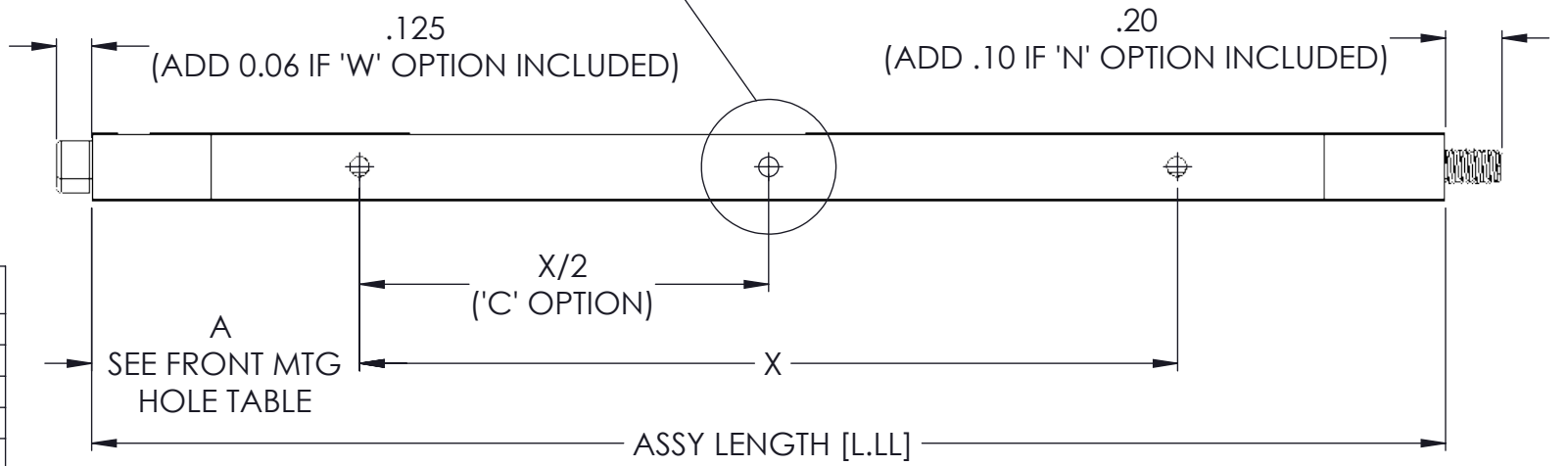
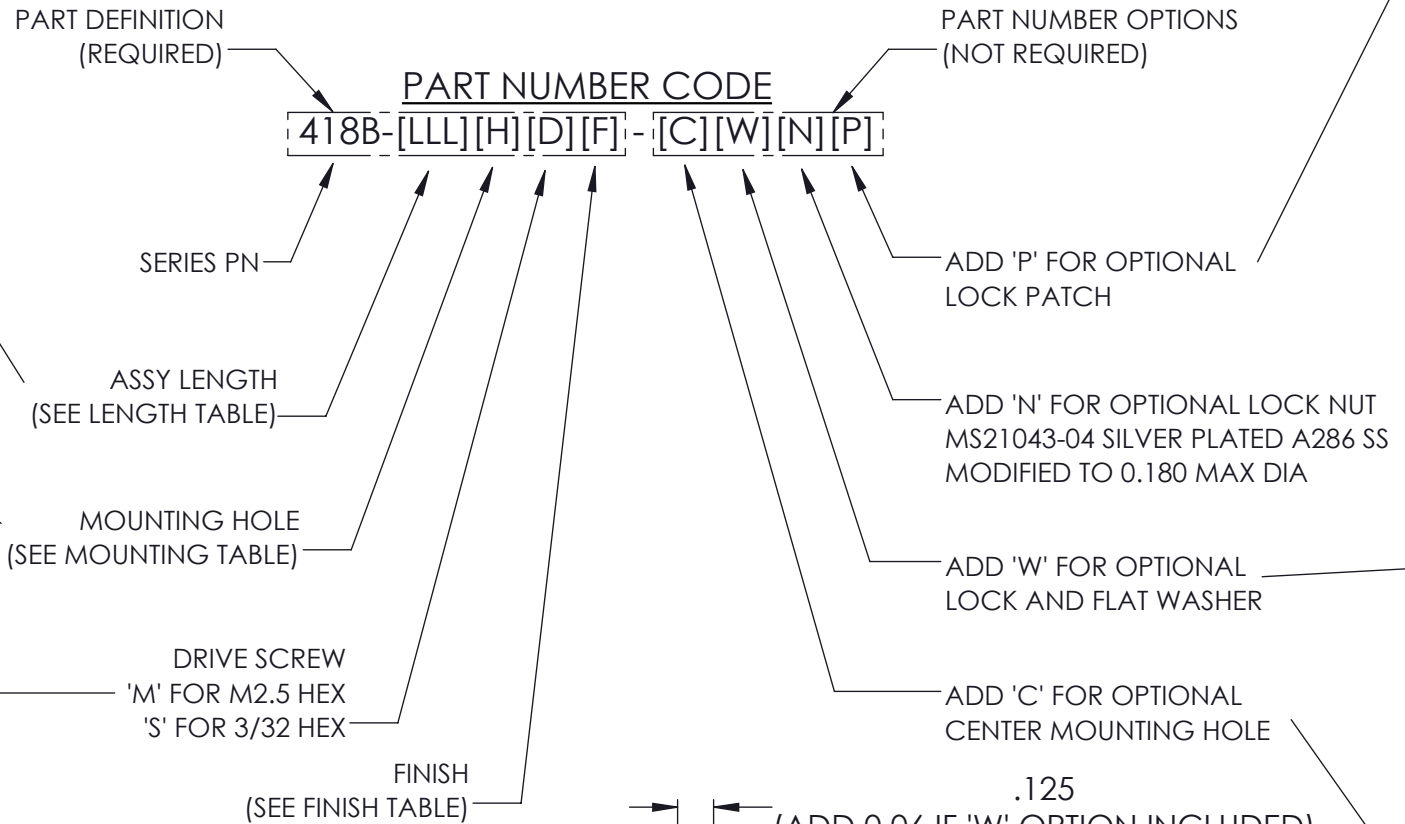
'P' OPTION
 NYLON PATCH PER MIL-F-18240
 PROVIDES ADDITIONAL RESISTANCE TO SHOCK AND VIBRATION



'N' OPTION
 PREVENTS DISASSEMBLY OF REAR WEDGE FROM SCREW



'W' OPTION
 LOCK AND FLAT WASHER



FRONT MTG HOLE TABLE	
ASSY LENGTH [LLL]	A
180-229	0.70
230-279	0.80
280 AND UP	0.95

BOTTOM VIEW

NOTES:
 \triangle SHIP AS COMPLETE ASSEMBLY IN RELAXED STATE
 (IF RIVET MOUNTING OPTION IS SELECTED, SHIP UNASSEMBLED)

THIS DOCUMENT, IN ITS ENTIRETY, CONTAINS INFORMATION WHICH IS CONFIDENTIAL AND PROPRIETARY TO WAKEFIELD THERMAL. DOCUMENTS MARKED WITH PROPRIETARY ARE NOT TO BE USED, DUPLICATED OR DISCLOSED WITHOUT PRIOR WRITTEN PERMISSION OF AN OFFICER OR DULY AUTHORIZED REPRESENTATIVE OF WAKEFIELD THERMAL OR AS MAY BE PROVIDED IN A WRITTEN NON-DISCLOSURE AGREEMENT BETWEEN THE PARTIES.

SIZE B	DWG NO. 418B-DS	REV 21A
CAGE CODE: 3E7U8	SCALE 1:1	SHEET 2 OF 2

MODEL_INFO:
418B-480SSX-00