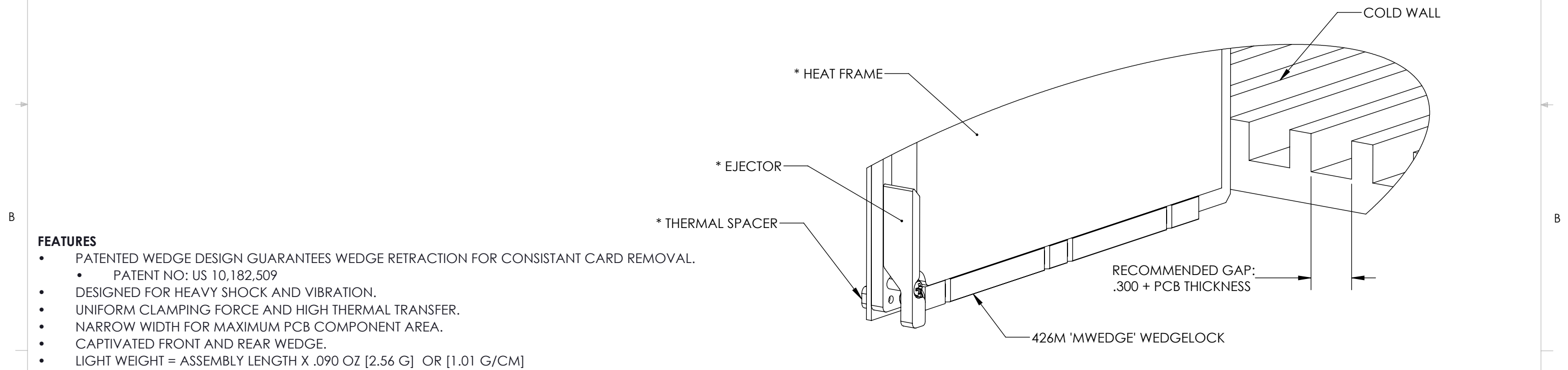
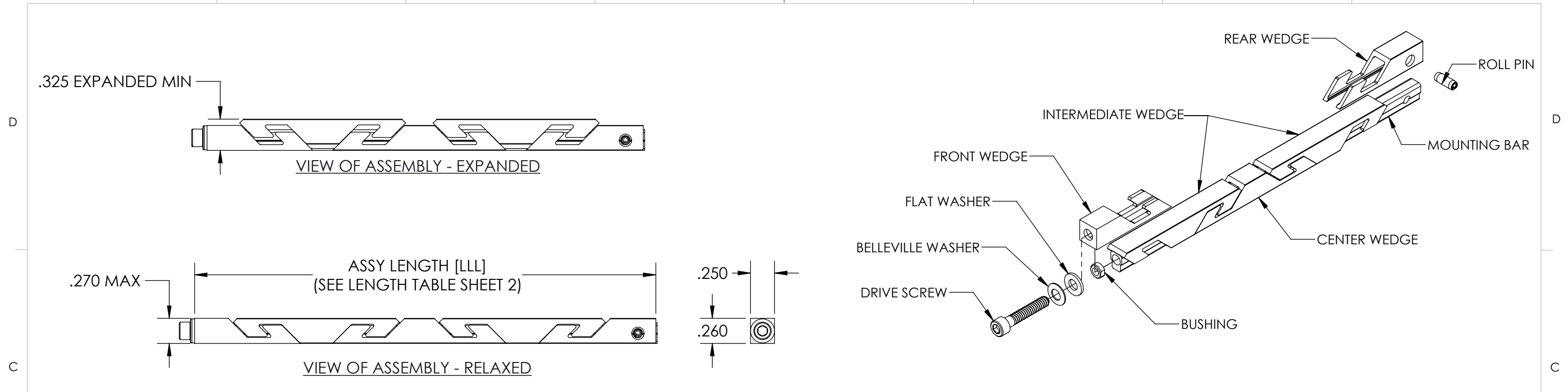


8 7 6 5 4 3 2 1



**FEATURES**

- PATENTED WEDGE DESIGN GUARANTEES WEDGE RETRACTION FOR CONSISTANT CARD REMOVAL.
  - PATENT NO: US 10,182,509
- DESIGNED FOR HEAVY SHOCK AND VIBRATION.
- UNIFORM CLAMPING FORCE AND HIGH THERMAL TRANSFER.
- NARROW WIDTH FOR MAXIMUM PCB COMPONENT AREA.
- CAPTIVATED FRONT AND REAR WEDGE.
- LIGHT WEIGHT = ASSEMBLY LENGTH X .090 OZ [2.56 G] OR [1.01 G/CM]
- SPECIAL LENGTHS, FINISH, AND OTHER DESIGN OPTIONS AVAILABLE UPON REQUEST.

**MATERIAL**

FRONT WEDGE: ALUMINUM 6061-T6.  
 MOUNTING BAR, CENTER WEDGE, INTERMEDIATE WEDGE, REAR WEDGE: ALUMINUM 6063-T6.  
 ALL OTHER HARDWARE: STAINLESS STEEL, PASSIVATED.

PARTS ARE SHIPPED AS COMPLETE ASSEMBLY  
 RECOMMENDED DRIVE SCREW TORQUE IS 6 IN-LBS (68 N-CM)  
 8 IN-LBS (90 N-CM) MAX WITH LOCK PATCH

\* CONTACT WAKEFIELD FOR COMPLETE HEATFRAME ASSEMBLY OR OTHER COMPONENT ITEMS

THIS DOCUMENT, IN ITS ENTIRETY, CONTAINS INFORMATION WHICH IS CONFIDENTIAL AND PROPRIETARY TO WAKEFIELD THERMAL. DOCUMENTS MARKED WITH PROPRIETARY ARE NOT TO BE USED, DUPLICATED OR DISCLOSED WITHOUT PRIOR WRITTEN PERMISSION OF AN OFFICER OR DULY AUTHORIZED REPRESENTATIVE OF WAKEFIELD THERMAL OR AS MAY BE PROVIDED IN A WRITTEN NON-DISCLOSURE AGREEMENT BETWEEN THE PARTIES.

CAD GENERATED DRAWING				 2910 INDUSTRIAL DRIVE, RALEIGH, NC 27609	
TOLERANCES UNLESS OTHERWISE SPECIFIED:	NAME	DATE	<b>TITLE:</b> 426M 'MWEDGE' WEDGELOCK DATASHEET .260 X .250		
X.XX ± 0.010"	DRAWN	12/5/2023			
X.XXX ± 0.005"	CHECKED				
ANGULAR ± 1°	ENG APPR.	12/5/2023			
MACHINED SURFACES <sup>63</sup>	MFG APPR.				
INTERPRET GEOMETRIC TOLERANCES PER: ASME Y14.5M-1994	Q.A.		<b>REV</b> 23A		
MATERIAL: SEE PART DETAIL	SIZE	DWG NO.			
FINISH: SEE FINISH TABLE	<b>B</b>	426M-DS			
DO NOT SCALE DRAWING	CAGE CODE:	3E7U8	SCALE 1:1	SHEET 1 OF 2	

MODEL\_INFO:  
426M Series Master

8 7 6 5 4 3 2 1

[LLL] LENGTH TABLE		
ASSY LENGTH [LLL]	[H] MTG X	[C] OPITON X/2
480	2.900	1.450
530	3.400	1.700
580	3.900	1.950
630	4.400	2.200
680	4.900	2.450
730	5.400	2.700
780	5.900	2.950
830	6.400	3.200
880	6.900	3.450
930	7.400	3.700
980	7.900	3.950

OTHER LENGTHS AVAILABLE UPON REQUEST

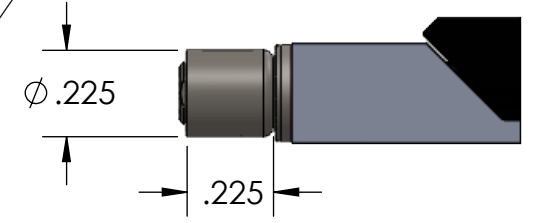
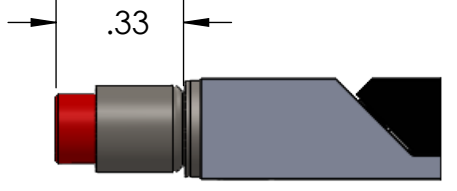
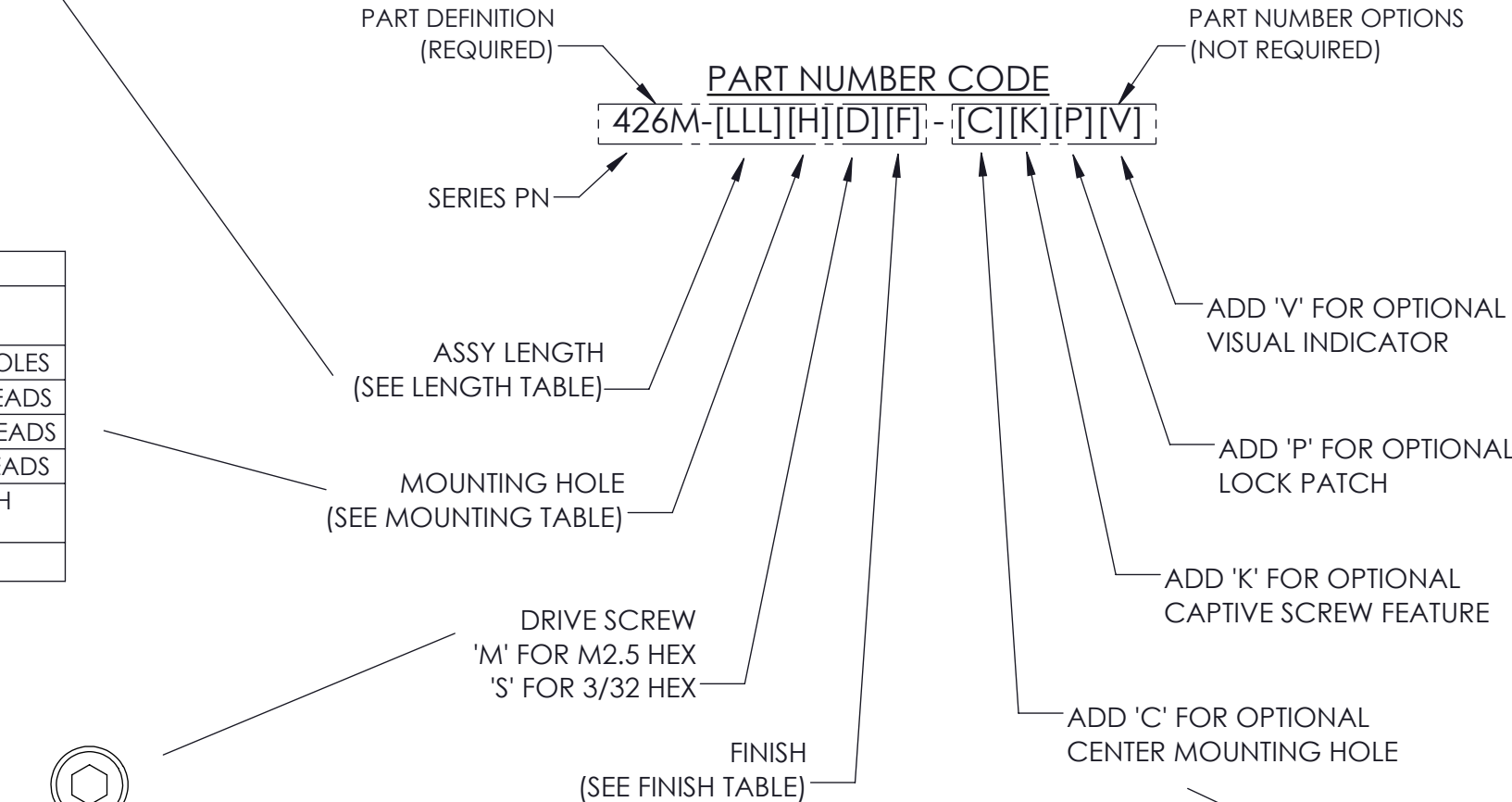
[H] MOUNTING TABLE	
DASH NO	DESCRIPTION
A	NO MOUNTING HOLES
T	#0-80 UNF-2B THREADS
S	#2-56 UNC-2B THREADS
U	M2 X 0.4 - 6H THREADS
M	M2.5 X 0.45 - 6H THREADS

THREAD DEPTH ~.215

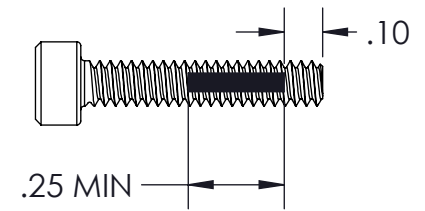
[F] FINISH TABLE	
DASH NO	DESCRIPTION
A	NO FINISH
G	CHROMATE PER MIL-DTL-5541, CLASS 1A, TYPE I (GOLD)
T	TRIVALENT CHROMATE PER MIL-DTL-5541, CLASS 1A, TYPE II (CLEAR), RoHS COMPLIANT
B	BLACK ANODIZE PER MIL-A-8625, TYPE II, CLASS 2
H	HARD BLACK ANODIZE PER MIL-A-8625, TYPE III, CLASS 2
D	HARD BLACK ANODIZE PER MIL-A-8625, TYPE III, CLASS 2 WITH DRY FILM LUBE PER MIL-L-46010
E	ELECTROLESS NICKEL PER MIL-C-26074, CLASS 4, GRADE B, BRIGHT
*N	NADCAP COMPLIANT (EX: 'BN' - BLACK ANODIZE, NADCAP)

**EXAMPLE**  
 426M-480SSB-CKP  
 426M 'MWEDGE' WEDGELOCK ASSEMBLY  
 4.80" LENGTH, 2-56 MTG, 3/32 SOCKET HEAD, BLACK ANODIZE  
 CENTER MTG HOLE, CAPTIVE SCREW, LOCK PATCH

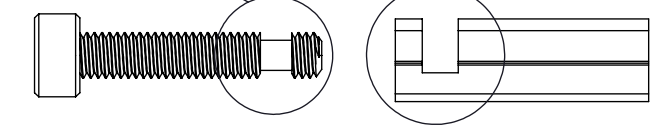
**PART NUMBER CODE**  
 426M-[LLL][H][D][F]-[C][K][P][V]



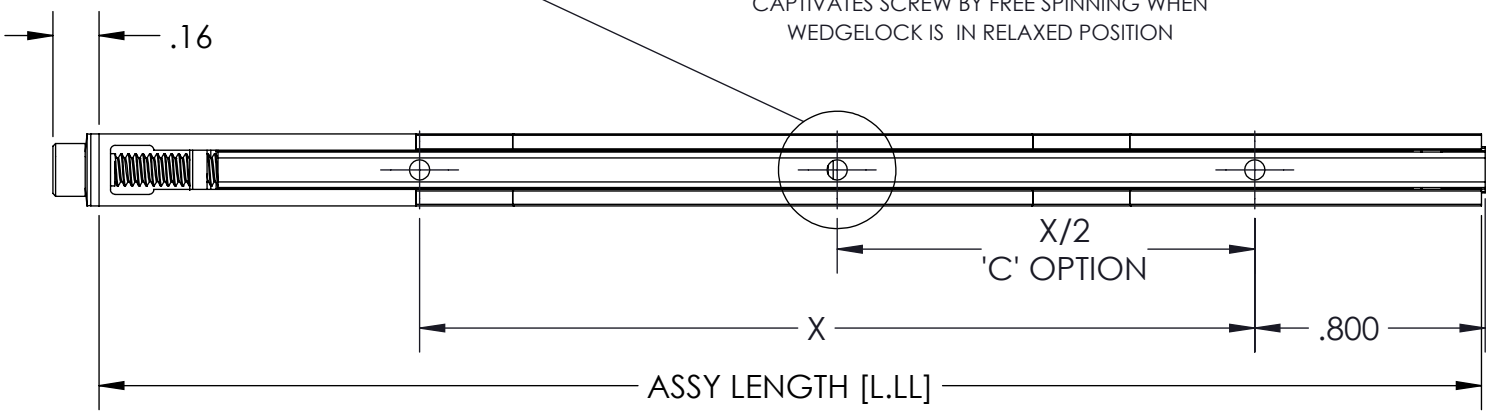
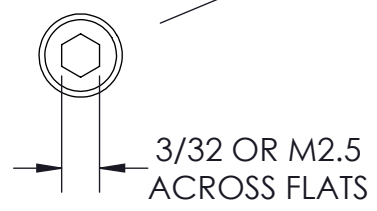
**'V' OPTION**  
 VISUALLY CONFIRMS LOCKED IN PLACE WHEN RED SCREW HEAD IS CONCEALED



**'P' OPTION**  
 NYLON PATCH PER MIL-F-18240 PROVIDES ADDITIONAL RESISTANCE TO SHOCK AND VIBRATION



**'K' OPTION**  
 CAPTIVATES SCREW BY FREE SPINNING WHEN WEDGELOCK IS IN RELAXED POSITION



ASSY LENGTH [L.LL]

**BOTTOM VIEW**

**NOTES:**  
 1. SHIP AS COMPLETE ASSEMBLY IN RELAXED STATE

THIS DOCUMENT, IN ITS ENTIRETY, CONTAINS INFORMATION WHICH IS CONFIDENTIAL AND PROPRIETARY TO WAKEFIELD THERMAL. DOCUMENTS MARKED WITH PROPRIETARY ARE NOT TO BE USED, DUPLICATED OR DISCLOSED WITHOUT PRIOR WRITTEN PERMISSION OF AN OFFICER OR DULY AUTHORIZED REPRESENTATIVE OF WAKEFIELD THERMAL OR AS MAY BE PROVIDED IN A WRITTEN NON-DISCLOSURE AGREEMENT BETWEEN THE PARTIES.

SIZE <b>B</b>	DWG NO. 426M-DS	REV <b>23A</b>
CAGE CODE: 3E7U8	SCALE 1:1	SHEET 2 OF 2

MODEL\_INFO:  
426M Series Master