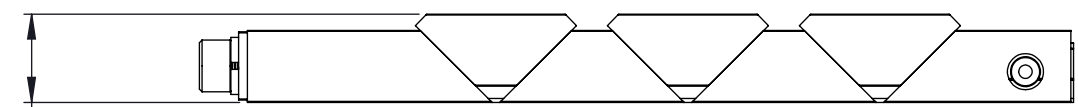
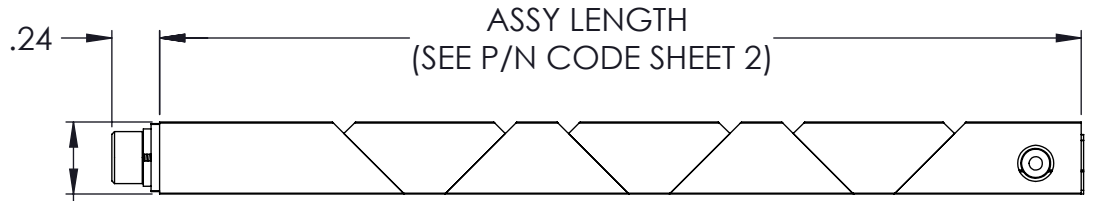


8 7 6 5 4 3 2 1



VIEW OF ASSEMBLY - EXPANDED

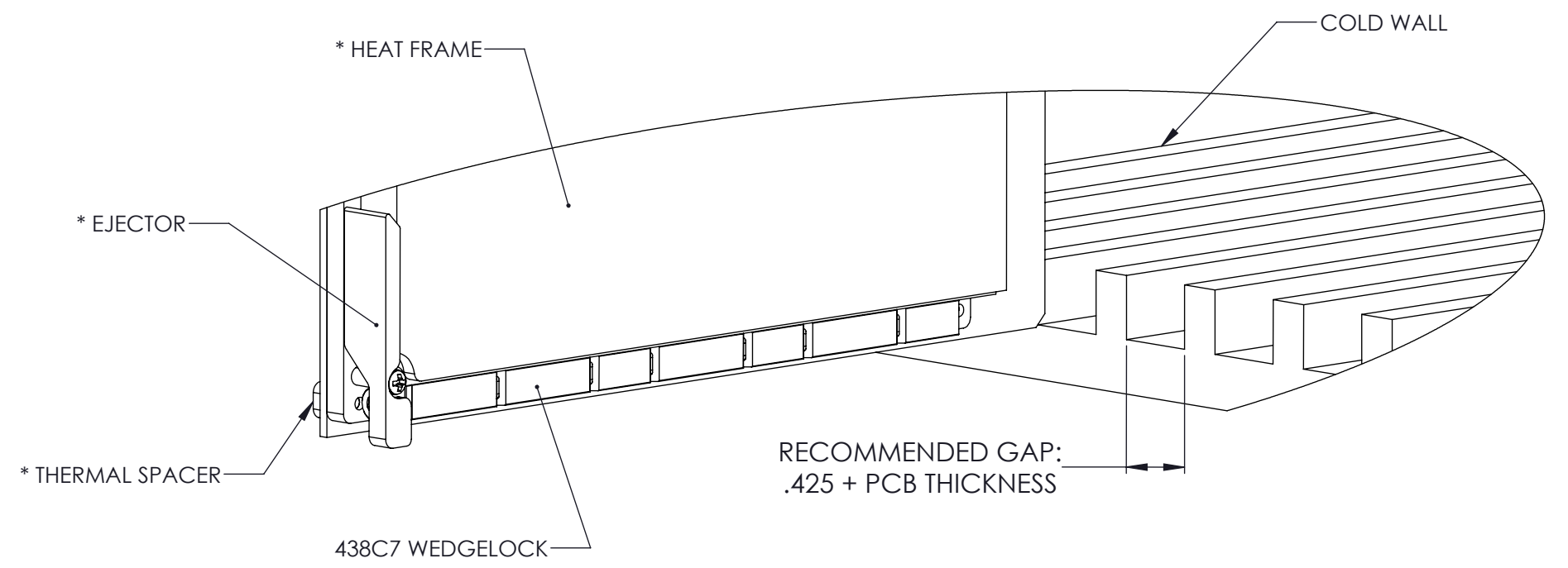
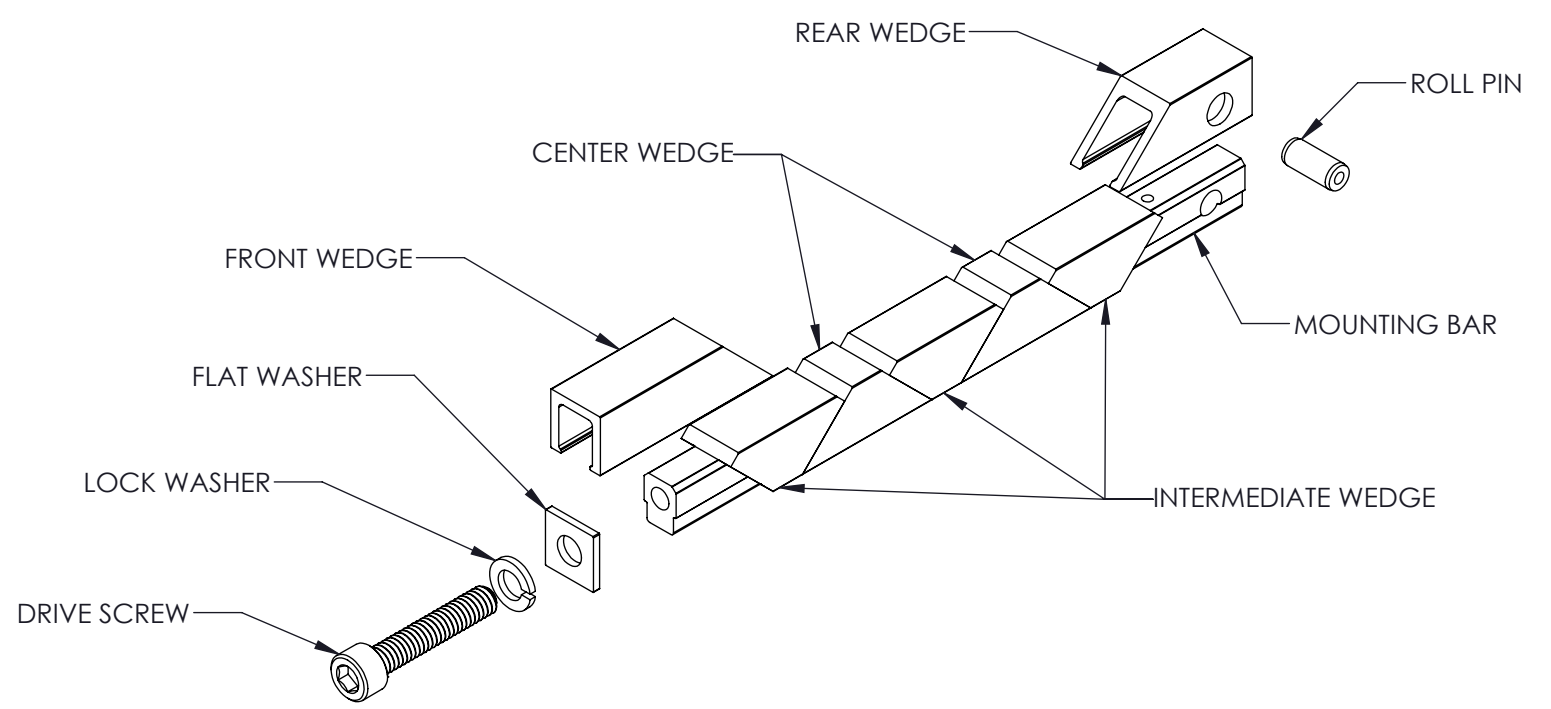
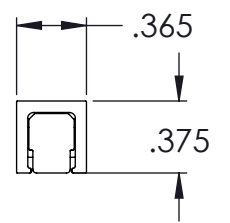
.460 EXPANDED MIN



VIEW OF ASSEMBLY - RELAXED

.380 MAX

.24  
ASSY LENGTH  
(SEE P/N CODE SHEET 2)



**FEATURES**

- DESIGNED FOR HEAVY SHOCK AND VIBRATION.
- UNIFORM CLAMPING FORCE AND HIGH THERMAL TRANSFER.
- NARROW WIDTH FOR MAXIMUM PCB COMPONENT AREA.
- LOW PROFILE DESIGN ALLOWS FOR DECREASED SLOT PITCH.
- CAPTIVATED REAR WEDGE.
- LIGHT WEIGHT = ASSEMBLY LENGTH X .195 OZ [5.53 G] OR [2.18 G/CM]
- SPECIAL LENGTHS, FINISH, AND OTHER DESIGN OPTIONS AVAILABLE UPON REQUEST.

**MATERIAL**

MOUNTING BAR AND WEDGES: ALUMINUM 6063-T6.  
ALL OTHER HARDWARE: STAINLESS STEEL, PASSIVATED.

PARTS ARE SHIPPED AS COMPLETE ASSEMBLY EXCEPT FOR RIVET MOUNT OPTION (SEE SHEET 2)  
RECOMMENDED DRIVE SCREW TORQUE IS 20 IN-LBS (2.3 N-M)  
24IN-LBS (2.7 N-M) ALLOWABLE MAX WITH LOCK PATCH

\* CONTACT WAKEFIELD FOR COMPLETE HEATFRAME ASSEMBLY OR OTHER COMPONENT ITEMS

THIS DOCUMENT, IN ITS ENTIRETY, CONTAINS INFORMATION WHICH IS CONFIDENTIAL AND PROPRIETARY TO WAKEFIELD THERMAL. DOCUMENTS MARKED WITH PROPRIETARY ARE NOT TO BE USED, DUPLICATED OR DISCLOSED WITHOUT PRIOR WRITTEN PERMISSION OF AN OFFICER OR DULY AUTHORIZED REPRESENTATIVE OF WAKEFIELD THERMAL OR AS MAY BE PROVIDED IN A WRITTEN NON-DISCLOSURE AGREEMENT BETWEEN THE PARTIES.

CAD GENERATED DRAWING				 2910 INDUSTRIAL DRIVE, RALEIGH, NC 27609	
TOLERANCES UNLESS OTHERWISE SPECIFIED:	NAME	DATE			
X.XX ± 0.010"	DRAWN	6/8/2023			TITLE:
X.XXX ± 0.005"	CHECKED				<b>438C7 WEDGELOCK DATASHEET .375 X .365</b>
ANGULAR ±1°	ENG APPR.	6/8/2023			
MACHINED SURFACES <sup>63</sup>	MFG APPR.				REV
INTERPRET GEOMETRIC TOLERANCES PER: ASME Y14.5M-1994	Q.A.				<b>23B</b>
MATERIAL:	SIZE	DWG NO.			
SEE PART DETAIL	<b>B</b>	438C7-DS			
FINISH:	CAGE CODE:	3E7U8	SCALE 1:1		SHEET 1 OF 2
DO NOT SCALE DRAWING					

8 7 6 5 4 3 2 1

[LLL] LENGTH TABLE		
ASSY LENGTH [LLL]	[H] MTG X	[C] OPITON X/2
480	2.650	1.325
530	3.150	1.575
580	3.650	1.825
630	4.150	2.075
680	4.650	2.325
730	5.150	2.575
780	5.650	2.825
OTHER LENGTHS AVAILABLE UPON REQUEST		

[H] MOUNTING TABLE	
DASH NO	DESCRIPTION
A	NO MOUNTING HOLES
$\triangle$ R	$\phi$ 0.134/0.139 THRU $\checkmark$ $\phi$ 0.309 X 60°
T	#0-80 UNF-2B THREADS
S	#2-56 UNC-2B THREADS
V	#4-40 UNC-2B THREADS
U	M2 X 0.4 - 6H THREADS
M	M2.5 X 0.45 - 6H THREADS
Y	M3 X 0.5 - 6H THREADS
THREAD DEPTH .310	



[F] FINISH TABLE	
DASH NO	DESCRIPTION
A	NO FINISH
G	CHROMATE PER MIL-DTL-5541, CLASS 1A, TYPE I (GOLD)
T	TRIVALENT CHROMATE PER MIL-DTL-5541, CLASS 1A, TYPE II (CLEAR), RoHS COMPLIANT
B	BLACK ANODIZE PER MIL-A-8625, TYPE II, CLASS 2
H	HARD BLACK ANODIZE PER MIL-A-8625, TYPE III, CLASS 2
D	HARD BLACK ANODIZE PER MIL-A-8625, TYPE III, CLASS 2 WITH DRY FILM LUBE PER MIL-L-46010
E	ELECTROLESS NICKEL PER MIL-C-26074, CLASS 4, GRADE B, BRIGHT
*N	NADCAP COMPLIANT (EX: 'BN' - BLACK ANODIZE, NADCAP)

**EXAMPLE**  
 438C7-480SSB-CKP  
 438C7 WEDGELOCK ASSEMBLY  
 4.80" LENGTH, 2-56 MTG, 9/64 SOCKET HEAD, BLACK ANODIZE  
 CENTER MTG HOLE, CAPTIVE SCREW, LOCK PATCH

**PART NUMBER CODE**  
 438C7-[LLL][H][D][F]-[C][K][P][V]

PART DEFINITION (REQUIRED)

PART NUMBER OPTIONS (NOT REQUIRED)

SERIES PN

ASSY LENGTH (SEE LENGTH TABLE)

MOUNTING HOLE (SEE MOUNTING TABLE)

DRIVE SCREW  
 'M' FOR M3 HEX  
 'S' FOR 9/64 HEX

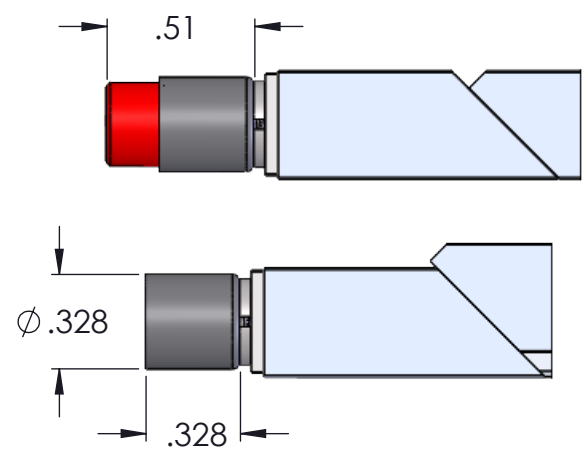
FINISH (SEE FINISH TABLE)

ADD 'C' FOR OPTIONAL CENTER MOUNTING HOLE

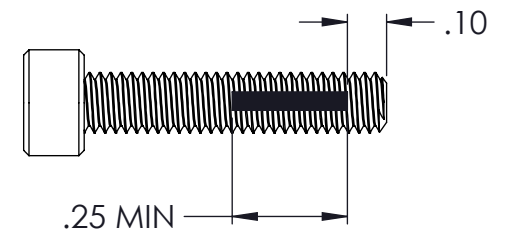
ADD 'K' FOR OPTIONAL CAPTIVE SCREW FEATURE

ADD 'P' FOR OPTIONAL LOCK PATCH

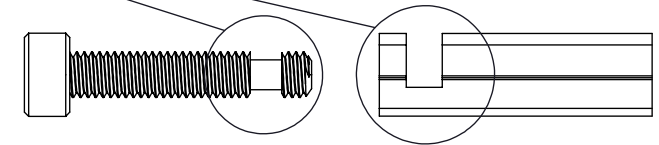
\* ADD 'V' FOR OPTIONAL VISUAL INDICATOR



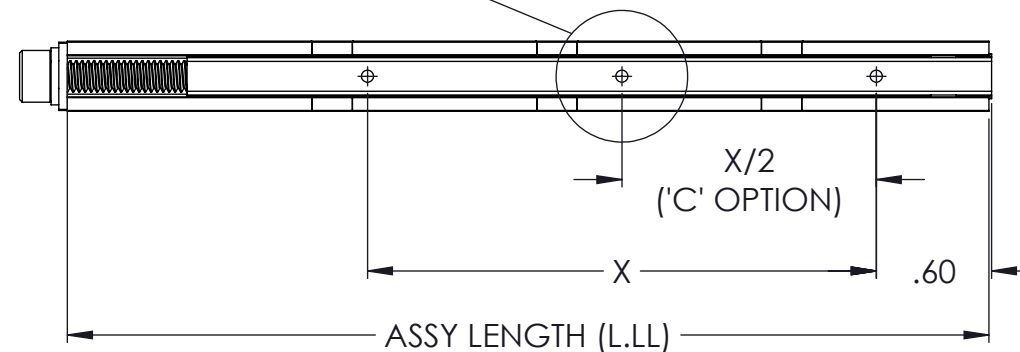
'V' OPTION  
 VISUALLY CONFIRMS LOCKED IN PLACE WHEN SCREW HEAD IS CONCEALED



'P' OPTION  
 NYLON PATCH PER MIL-F-18240 PROVIDES ADDITIONAL RESISTANCE TO SHOCK AND VIBRATION



'K' OPTION  
 CAPTIVATES SCREW BY FREE SPINNING WHEN WEDGELOCK IS IN RELAXED POSITION



**BOTTOM VIEW**

NOTES:  
 $\triangle$  SHIP AS COMPLETE ASSEMBLY IN RELAXED STATE (IF RIVET MOUNTING OPTION IS SELECTED, SHIP UNASSEMBLED)

THIS DOCUMENT, IN ITS ENTIRETY, CONTAINS INFORMATION WHICH IS CONFIDENTIAL AND PROPRIETARY TO WAKEFIELD THERMAL. DOCUMENTS MARKED WITH PROPRIETARY ARE NOT TO BE USED, DUPLICATED OR DISCLOSED WITHOUT PRIOR WRITTEN PERMISSION OF AN OFFICER OR DULY AUTHORIZED REPRESENTATIVE OF WAKEFIELD THERMAL OR AS MAY BE PROVIDED IN A WRITTEN NON-DISCLOSURE AGREEMENT BETWEEN THE PARTIES.

SIZE <b>B</b>	DWG NO. 438C7-DS	REV <b>23B</b>
CAGE CODE: 3E7U8	SCALE 1:1	SHEET 2 OF 2

MODEL\_INFO:  
426MountingBar